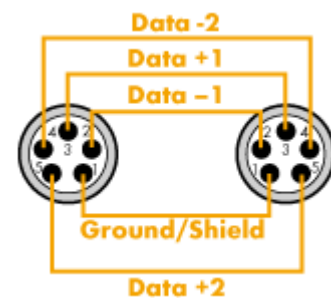


## Belegungspläne

### DMX-Kabel/ Midi-Kabel

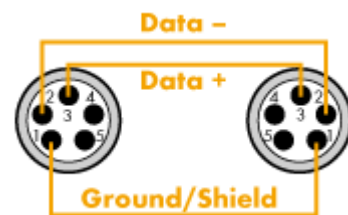
#### DMX512-KABEL 5-POL VOLL BELEGT (NACH USITT1990):

XLR 5-POL → XLR 5-POL  
 PIN 1 → PIN 1: GROUND/ SHIELD  
 PIN 2 → PIN 2: DATA -1  
 PIN 3 → PIN 3: DATA +1  
 PIN 4 → PIN 4: DATA -2/ RÜCKMELDEKANAL  
 PIN 5 → PIN 5: DATA +2/ RÜCKMELDEKANAL



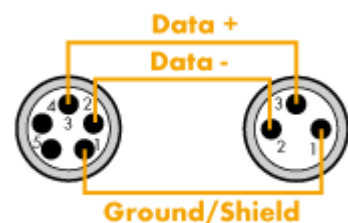
#### DMX-KABEL 5-POL TEILBELEGT:

XLR 5-POL → XLR 5-POL  
 PIN 1 → PIN 1: GROUND/ SHIELD  
 PIN 2 → PIN 2: DATA-  
 PIN 3 → PIN 3: DATA+  
 PIN 4 → N.C.  
 PIN 5 → N.C.



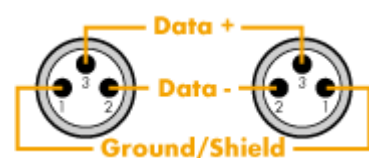
#### DMX-ADAPTERKABEL TEILBELEGT (NACH USITT1990):

XLR 5-POL → XLR 3-POL  
 PIN 1 → PIN 1: GROUND/ SHIELD  
 PIN 2 → PIN 2: DATA-  
 PIN 3 → PIN 3: DATA+  
 PIN 4 → N.C.  
 PIN 5 → N.C.



#### DMX-KABEL 3-POL TEILBELEGT (NACH USITT1990):

XLR 3-POL → XLR 3-POL  
 PIN 1 → PIN 1: GROUND/ SHIELD  
 PIN 2 → PIN 2: DATA-  
 PIN 3 → PIN 3: DATA+



#### MIDI-KABEL

DIN 5-POL → DIN 5-POL  
 PIN 1 → N.C.  
 PIN 2 → GROUND/ SHIELD  
 PIN 3 → N.C.  
 PIN 4 → DATA+  
 PIN 5 → DATA-

